

Welcome to Mississauga Data

This report and other related documents can be found at www.mississauga.ca/data.



Mississauga Data is the official City of Mississauga website that contains urban planning related reports, newsletters, brochures and data. The Information Planning Research Unit manages statistical data including: population, demographics, census, development monitoring/activity, growth forecasts, housing, employment, office, land use, vacant employment lands, and the environment.

Visit our Publications and Open Data Catalogue to find our complete inventory of our freely available information products.

Working on a research project? Contact us below for the latest statistics.

Phone: (905) 615-3200 ext. 5556

Email: eplanbuild.info@mississauga.ca

RSS: <http://feeds.feedburner.com/MississaugaData>

Twitter: www.twitter.com/mississaugadata

Website: www.mississauga.ca/data



12-1

CITY OF MISSISSAUGA
PLANNING DEPARTMENT

ITEM:
FILE: Employment/SP 205
DATE: May 28, 1985

TO D. Culham, Chairman, and Members of the City of
Mississauga Planning Committee

FROM R.G.B. Edmunds, Commissioner of Planning

SUBJECT Report on Employment In the City of Mississauga - 1983

COMMENTS

1. BACKGROUND

Achieving a balance between employment opportunities and the skills of the resident labour force is a goal established in the Mississauga Official Plan. In order to monitor the extent to which this goal is being achieved, the Planning Department conducts a survey of employers in the City. The 1983 Employment Study updates the employment base established in 1980. This report compares the employment situation in 1983 to 1982.

The results of the survey were tabulated using municipal computer services.

2. DEFINITIONS

Employment

This term is used to identify the number of full-time and part-time on-site and off-site employees working for an individual operation or within a defined geographical area. The employment estimates provided in this report indicate the number of people working in Mississauga in 1983, whether or not they lived there. Thus, the employment figures provide an estimate of the City work force, i.e., the total number of people employed in Mississauga.

Employer

This term includes all commercial, industrial and institutional establishments located in the City in 1983 that employed one or more persons.

ITEM:
FILE: Employment/SP 205
DATE: May 28, 1985
-2-

Manufacturing and Wholesaling (M&W)

For the purpose of this report, and consistent with the definitions contained in the Official Plan, this term refers to activities defined in the Standard Industrial Classification (SIC) Manual as industry numbers 001 to 399, 501 to 599 (see Appendix 1).

Retail, Service and Construction (RSC)

This term includes construction, retail trade, finance, insurance, real estate, community services, business and personal services, public administration, transportation and utilities as well as primary industries. These RSC activities are identified in the Standard Industrial Classification Manual as industry numbers 401 to 499, 601 to 999.

3. EMPLOYMENT CHARACTERISTICS

Employees

- As of December 1983 the number of people in the work force was estimated to be 174 933. This is an increase of 17 831 over the 1982 total of 157 102.
- The Manufacturing and Wholesale sector (M&W) underwent an increase of 7 165 or 10.9% compared to the 1982 figure of 65 757. It accounted for 72 922 employees or 41.7% of the total work force, - compared with 41.9% in 1982.
- The Retail, Service and Construction sector (RSC) increased 10 666 or 11.7% to 102 011 employees compared with the 1982 total of 91 345. This sector accounted for 58.3% of the total work force, compared with 58.1% in 1982.

ITEM:
FILE: Employment/SP 205
-3- DATE: May 28, 1985

Employers

- In 1983, the number of employers was 8 989, an increase of 950 or 11.8% over the 1982 total of 8 039.
- In the M&W sector, the number of employers increased by 299 or 11.5% to 2 908 from 2 609 in 1982. This sector accounted for 32.4% of the total number of employers in 1983 compared with 32.5% in 1982.
- In the RSC sector, the number of employers increased by 651 or 12.0% to 6 081 in 1983 from 5 430 in 1982. This sector therefore accounted for 67.6% of the total number of employers, compared with 67.5% in 1982.

Distribution of Employers by Number of Employees

As is shown in Table 1 most of the employers in Mississauga operate small size establishments in terms of the number they employ. Overall, 3 921 or 43.6% of all establishments in Mississauga employed 4 or less employees. These establishments, however, only accounted for 10 119 employees or 5.8% of the total employment in Mississauga.

Of the remaining employers, 23.5% employed 5-9 workers, 14.3% employed 10-19 workers, 11.7% employed 20-49 workers, 3.9% employed 50-99 workers, 2.4% employed 100-299 workers, 0.5% employed 300-499 workers, 0.1% employed 500-999 workers and 0.1% employed 1000 or more workers.

Thirteen establishments employed 500 or more workers. Although these larger size employers constitute only 0.2% of all establishments, they accounted for 30 407 employees or 17.4% of the total employment.

TABLE 1

CITY OF MISSISSAUGA - SURVEY OF EMPLOYERS, 1983
DISTRIBUTION OF EMPLOYERS BY NUMBER OF EMPLOYEES

| Size Category | M & W Sector | | | RSC Sector | | | Total | | |
|-------------------|----------------|------|----------------|----------------|------|----------------|----------------|------|----------------|
| | # of Employers | % | # of Employees | # of Employers | % | # of Employees | # of Employers | % | # of Employees |
| 0-4 Employers | 994 | 34.2 | 2 528 | 2 927 | 48.1 | 7 591 | 3 921 | 43.6 | 10 119 |
| 5-9 Employers | 656 | 22.6 | 4 284 | 1 455 | 23.9 | 9 460 | 2 111 | 23.5 | 13 744 |
| 10-19 Employers | 503 | 17.3 | 6 613 | 780 | 12.8 | 10 241 | 1 283 | 14.3 | 16 854 |
| 20-49 Employers | 454 | 15.6 | 13 541 | 596 | 9.8 | 17 432 | 1 050 | 11.7 | 30 973 |
| 50-99 Employers | 161 | 6.0 | 10 615 | 189 | 3.1 | 12 537 | 350 | 3.9 | 23 152 |
| 100-299 Employers | 111 | 5.5 | 17 825 | 107 | 1.8 | 16 709 | 218 | 2.4 | 34 534 |
| | | | | | | | | | 19.7 |

12-4

TABLE 1 CONT'D

CITY OF MISSISSAUGA - SURVEY OF EMPLOYERS, 1983

DISTRIBUTION OF EMPLOYERS BY NUMBER OF EMPLOYEES

| Size Category | M & W Sector | | | RSC Sector | | | Total | | | | | |
|-------------------|----------------|-------|----------------|------------|----------------|-------|----------------|-------|----------------|-------|---------|-------|
| | # of Employers | % | # of Employees | % | # of Employees | % | # of Employers | % | # of Employees | % | | |
| 300-499 Employers | 24 | 0.8 | 8 340 | 11.4 | 19 | .3 | 6 810 | 6.7 | 43 | .5 | 15 150 | 8.6 |
| 500-999 Employers | 3 | 0.1 | 2 047 | 2.8 | 4 | .1 | 2 583 | 2.5 | 7 | .1 | 4 630 | 2.7 |
| 1000+ Employers | 2 | 0.1 | 7 129 | 9.9 | 4 | .1 | 18 648 | 18.3 | 6 | .1 | 25 777 | 14.7 |
| Total Employers | 2 908 | 100.0 | 72 922 | 100.0 | 6 081 | 100.0 | 102 011 | 100.0 | 8 989 | 100.0 | 174 933 | 100.0 |

12-5

Note: Totals may not equal the sum of percentage components due to rounding.

ITEM:
FILE: Employment/SP 205
DATE: May 28, 1985

Distribution of Employers and Employment

Tables 2 and 3 present a further breakdown of the RSC and M&W sectors by major activities within those sectors. Those activities with the greatest proportion of employers in the RSC sector include; retail trade (35.9%), personal services (18.1%) and services to business (12.4%). The greatest proportion of employment comes from the following RSC activities; retail trade (20.0%), public administration (14.9%), services to business (15.1%), personal services (12.7%), and transportation/communication and utilities (10.4%). Within the M&W sector, manufacturing constitutes 64.3% of the employers and 73.7% of the employees. Wholesale activity constitutes 35.7% of employers and 26.3% of employees.

Spatial Distribution

Table 4 shows the distribution of total employment in 1983 by planning district. Similar information is shown by traffic zone in Table 5. Total employment information by planning district is presented graphically in Map 1, while Map 2 graphically presents the same information by traffic zone.

Overall, the planning district of Airport South had the greatest concentration of total employment with 27 253 or 15.6%. Traffic zone 110 (Airport Road) accounted for the highest concentration of employment with 11 962 or 6.8%.

The highest concentration of M&W employment by planning district occurred in the Airport South District with 18 764 employees or 25.7% of M&W employment. The traffic zone with the highest concentration of M&W employment occurred in zone 110 (Airport Road) with 6 245 employees or 8.6% of the total M&W employment.

12-7

TABLE 2

CITY OF MISSISSAUGA - SURVEY OF EMPLOYERS, 1983

DISTRIBUTION OF RSC EMPLOYERS AND EMPLOYEES BY SIC DIVISION

| SIC Division | # of Employers | % | # of Employees | % |
|---|----------------|-------|----------------|-------|
| Warehousing | 132 | 2.2 | 2 759 | 2.7 |
| Construction | 315 | 5.2 | 3 409 | 3.3 |
| Transportation/Communication & Utilities | 348 | 5.7 | 10 628 | 10.4 |
| Retail Trade | 2 182 | 35.9 | 20 440 | 20.0 |
| Finance | 449 | 7.4 | 7 539 | 7.4 |
| Education | 216 | 3.6 | 7 163 | 7.0 |
| Health and Welfare | 388 | 6.4 | 4 862 | 4.8 |
| Recreation | 101 | 1.7 | 1 428 | 1.4 |
| Religion | 78 | 1.3 | 213 | 0.2 |
| Services to Business | 753 | 12.4 | 15 443 | 15.1 |
| Personal Services | 1 101 | 18.1 | 12 934 | 12.7 |
| Public Administration | 18 | 0.3 | 15 193 | 14.9 |
| TOTAL | 6 081 | 100.0 | 102 011 | 100.0 |

12-8

TABLE 3

CITY OF MISSISSAUGA - SURVEY OF EMPLOYERS, 1983

DISTRIBUTION OF M & W EMPLOYERS AND EMPLOYEES BY SIC DIVISION

| SIC Division | # of Employers | % | # of Employees | % |
|---------------|----------------|-------|----------------|-------|
| Manufacturing | 1 869 | 64.3 | 53 730 | 73.7 |
| Wholesale | 1 039 | 35.7 | 19 192 | 26.3 |
| TOTAL | 2 908 | 100.0 | 72 922 | 100.0 |

12-9

TABLE 4

CITY OF MISSISSAUGA - SURVEY OF EMPLOYERS, 1983

DISTRIBUTION OF EMPLOYERS AND EMPLOYEES BY PLANNING DISTRICT

| Planning District | # of Employers | M&W Employees | RSC Employees | Total Employees |
|------------------------|-------------------|------------------|------------------|--------------------|
| <u>Residential</u> | | | | |
| Central Erin Mills | 4 | 37 | 12 | 49 |
| City Centre | 250 | 236 | 8 846 | 9 082 |
| Clarkson-Lorne Park | 334 | 251 | 2 954 | 3 205 |
| Cooksville-Munden Park | 352 | 715 | 5 590 | 6 305 |
| Creditview | 7 | - | 88 | 88 |
| Dixie Shorefront | 284 | 491 | 2 697 | 3 188 |
| Dundas-Fairview | 328 | 425 | 3 515 | 3 940 |
| East Credit | 7 | 19 | 45 | 64 |
| Erin Mills South | 90 | 18 | 1 495 | 1 513 |
| Erin Mills West | - | - | - | - |
| Erindale Woodlands | 85 | 69 | 946 | 1 015 |
| Hurontario | 5 | - | 26 | 26 |
| Lisgar | - | - | - | - |
| Malton | 238 | 485 | 2 141 | 2 626 |
| Meadowvale Village | 4 | - | 39 | 39 |
| Meadowvale West | 155 | 13 | 1 303 | 1 316 |
| Mississauga Meadows | 136 | 148 | 1 641 | 1 789 |
| Mississauga Valleys | 69 | 44 | 613 | 657 |
| North Dixie | 305 | 41 | 3 478 | 3 519 |
| North North Dixie | 87 | 15 | 825 | 840 |
| Port Credit | 445 | 367 | 2 486 | 2 853 |
| Queen Elizabeth | 67 | 17 | 500 | 517 |
| Streetsville | 240 | 1 168 | 1 492 | 2 660 |
| West Cooksville | 35 | - | 333 | 333 |
| West Erindale | 233 | 741 | 2 603 | 3 344 |
| Winston Churchill* | - | - | - | - |
| <u>Industrial</u> | | | | |
| Airport Road | 482 | 10 454 | 6 979 | 17 433 |
| Airport South | 1 333 | 18 764 | 8 489 | 27 253 |
| Britannia East | 72 | 657 | 324 | 981 |
| Britannia West | 8 | - | 78 | 78 |
| Derry | 6 | - | 87 | 87 |
| Mavis Road | 198 | 2 391 | 3 357 | 5 748 |

12-10

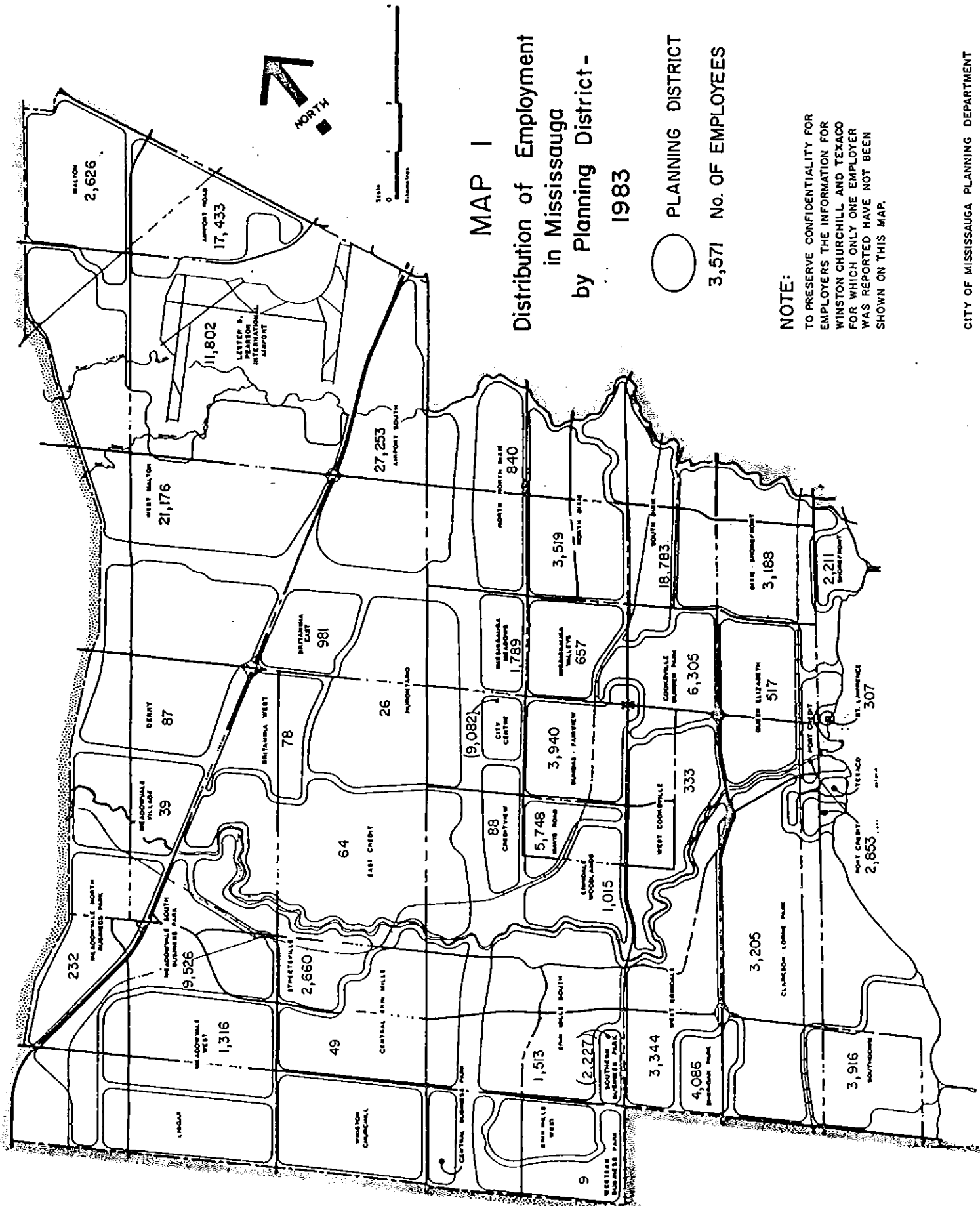
TABLE 4 CONT'D

CITY OF MISSISSAUGA - SURVEY OF EMPLOYERS, 1983

DISTRIBUTION OF EMPLOYERS AND EMPLOYEES BY PLANNING DISTRICT

| Planning Districts | # of Employers | M&W Employees | RSC Employees | Total Employees |
|-----------------------|-------------------|------------------|------------------|--------------------|
| Meadowvale North | 3 | 225 | 7 | 232 |
| Meadowvale South | 232 | 3 057 | 6 469 | 9 526 |
| Pearson Int. Airport | 13 | 40 | 11 762 | 11 802 |
| St. Lawrence | 2 | 307 | - | 307 |
| Sheridan Park | 39 | 846 | 3 240 | 4 086 |
| Shorefront | 70 | 1 965 | 246 | 2 211 |
| South Dixie | 1 005 | 11 686 | 7 097 | 18 783 |
| Southdown | 99 | 2 763 | 1 153 | 3 916 |
| Southern Bus. Park | 197 | 931 | 1 296 | 2 227 |
| Texaco* | - | - | - | - |
| West Malton | 1 466 | 13 433 | 7 743 | 21 176 |
| Western Business Park | 2 | - | 9 | 9 |
| Aggregated* | 2 | 103 | 7 | 110 |
| TOTAL | 8 989 | 72 922 | 102 011 | 174 933 |

*To ensure confidentiality for employers, planning districts for which only one employer was reported have been aggregated.



NOTE:
 TO PRESERVE CONFIDENTIALITY FOR EMPLOYERS THE INFORMATION FOR WINSTON CHURCHILL AND TEXACO FOR WHICH ONLY ONE EMPLOYER WAS REPORTED HAVE NOT BEEN SHOWN ON THIS MAP.

12-12

TABLE 5

SURVEY OF EMPLOYERS: CITY OF MISSISSAUGA, 1983

DISTRIBUTION OF EMPLOYERS BY TRAFFIC ZONE

| Traffic Zone | No. of Employers | RSC Employees | M & W Employees | Total Employees |
|--------------|------------------|---------------|-----------------|-----------------|
| 3 | 3 | 11 | 37 | 48 |
| 7 | 7 | 51 | 4 | 55 |
| 8 | 2 | 27 | - | 27 |
| 9 | 343 | 1 522 | 5 196 | 6 718 |
| 10 | 12 | 91 | - | 91 |
| 11 | 100 | 1 985 | 1 230 | 3 215 |
| 12 | 88 | 4 071 | 1 042 | 5 113 |
| 14 | 69 | 702 | 714 | 1 416 |
| 19 | 4 | 39 | - | 39 |
| 20 | 2 | 35 | - | 35 |
| 21 | 4 | 52 | - | 52 |
| 22 | 3 | 17 | 2 | 19 |
| 23 | 25 | 184 | 6 | 190 |
| 25 | 6 | 73 | - | 73 |
| 26 | 2 | - | 29 | 29 |
| 27 | 168 | 659 | 2 722 | 3 381 |
| 28 | 11 | 277 | 1 | 278 |
| 29 | 26 | 311 | 2 | 313 |
| 30 | 109 | 1 063 | 6 | 1 069 |
| 31 | 2 | 404 | - | 404 |
| 32 | 61 | 564 | 89 | 653 |
| 33 | 35 | 3 591 | 314 | 3 905 |
| 34 | 2 | 9 | - | 9 |
| 37 | 3 | 10 | - | 10 |
| 38 | 3 | 114 | - | 114 |
| 39 | 99 | 1 153 | 2 763 | 3 916 |
| 40 | 121 | 716 | 13 | 729 |
| 41 | 129 | 828 | 189 | 1 017 |
| 42 | 396 | 2 216 | 958 | 3 174 |
| 43 | 144 | 667 | 2 008 | 2 675 |
| 44 | 22 | 534 | 108 | 642 |
| 45 | 47 | 467 | 8 | 475 |
| 46 | 49 | 317 | 48 | 365 |
| 47 | 9 | 28 | - | 28 |
| 48 | 58 | 472 | 17 | 489 |
| 49 | 99 | 1 403 | 69 | 1 472 |
| 50 | 61 | 704 | 21 | 725 |
| 51 | 153 | 1 480 | 603 | 2 083 |
| 52 | 36 | 2 368 | - | 2 368 |
| 53 | 65 | 422 | 46 | 468 |
| 54 | 58 | 417 | 12 | 429 |
| 55 | 23 | 246 | - | 246 |
| 56 | 3 | 63 | - | 63 |
| 57 | 97 | 2 525 | 10 | 2 535 |

TABLE 5 CONT'D

SURVEY OF EMPLOYERS: CITY OF MISSISSAUGA, 1983

DISTRIBUTION OF EMPLOYERS BY TRAFFIC ZONE

| Traffic Zone | No. of Employers | RSC Employees | M & W Employees | Total Employees |
|--------------|------------------|---------------|-----------------|-----------------|
| 58 | 16 | 224 | 1 | 225 |
| 59 | 236 | 1 482 | 2 063 | 3 545 |
| 60 | 403 | 3 017 | 4 863 | 7 880 |
| 61 | 219 | 1 625 | 2 492 | 4 117 |
| 62 | 224 | 1 681 | 931 | 2 612 |
| 63 | 8 | 188 | - | 188 |
| 64 | 77 | 884 | 69 | 953 |
| 65 | 54 | 818 | 1 013 | 1 831 |
| 66 | 86 | 876 | 7 | 883 |
| 67 | 166 | 1 134 | 23 | 1 157 |
| 68 | 48 | 339 | 43 | 382 |
| 69 | 128 | 1 481 | 16 | 1 497 |
| 70 | 287 | 2 144 | 2 886 | 5 030 |
| 71 | 180 | 2 762 | 1 725 | 4 487 |
| 72 | 14 | 123 | - | 123 |
| 73 | 5 | 50 | - | 50 |
| 74 | 81 | 933 | 17 | 950 |
| 75 | 83 | 783 | 8 | 791 |
| 76 | 8 | 73 | - | 73 |
| 77 | 4 | 37 | - | 37 |
| 78 | 7 | 88 | - | 88 |
| 79 | 250 | 8 846 | 236 | 9 082 |
| 80 | 66 | 547 | 17 | 564 |
| 81 | 7 | 50 | 1 | 51 |
| 82 | 65 | 667 | 12 | 679 |
| 85 | 3 | 31 | 9 | 40 |
| 88 | 2 | 1 | 6 | 7 |
| 89 | 2 | 19 | - | 19 |
| 90 | 30 | 63 | 158 | 221 |
| 93 | 44 | 266 | 499 | 765 |
| 98 | 209 | 1 662 | 5 348 | 7 010 |
| 100 | 494 | 3 913 | 4 730 | 8 643 |
| 101 | 286 | 1 392 | 3 380 | 4 772 |
| 103 | 353 | 2 021 | 3 008 | 5 029 |
| 104 | 383 | 1 644 | 2 581 | 4 225 |
| 105 | 22 | 567 | 958 | 1 525 |
| 106 | 28 | 45 | 272 | 317 |
| 107 | 524 | 2 483 | 3 768 | 6 251 |
| 109 | 5 | 11 669 | 40 | 11 709 |

12-14

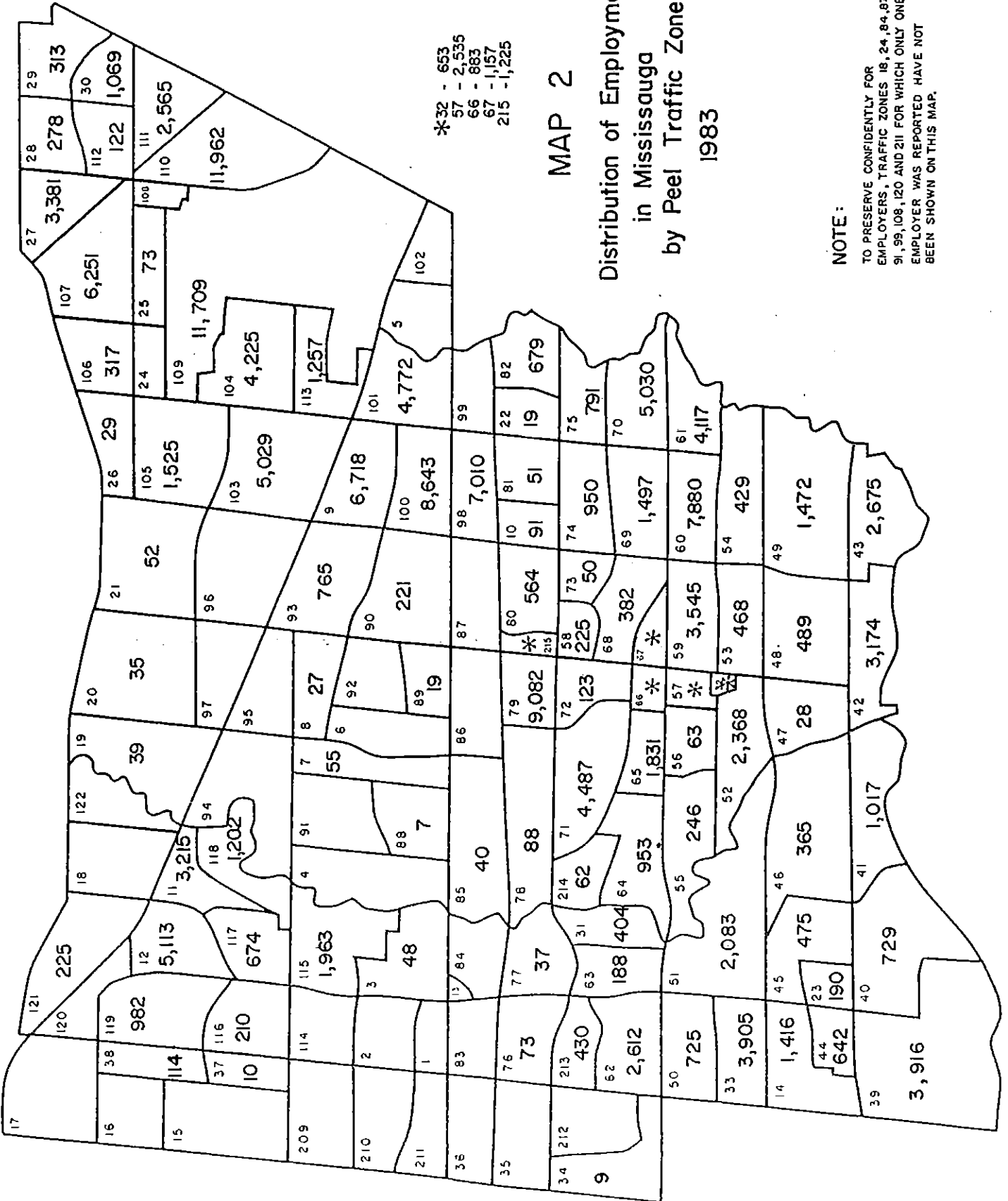
TABLE 5 CONT'D

SURVEY OF EMPLOYERS: CITY OF MISSISSAUGA, 1983

DISTRIBUTION OF EMPLOYERS BY TRAFFIC ZONE

| Traffic Zone | No. of Employers | RSC Employees | M & W Employees | Total Employees |
|--------------|------------------|---------------|-----------------|-----------------|
| 110 | 412 | 5 717 | 6 245 | 11 962 |
| 111 | 71 | 1 282 | 1 283 | 2 565 |
| 112 | 16 | 122 | - | 122 |
| 113 | 61 | 686 | 571 | 1 257 |
| 115 | 192 | 1 138 | 825 | 1 963 |
| 116 | 24 | 205 | 5 | 210 |
| 117 | 21 | 151 | 523 | 674 |
| 118 | 70 | 597 | 605 | 1 202 |
| 119 | 125 | 974 | 8 | 982 |
| 121 | 2 | - | 225 | 225 |
| 213 | 42 | 412 | 18 | 430 |
| 214 | 8 | 62 | - | 62 |
| 215 | 70 | 1 094 | 131 | 1 225 |
| Other* | 9 | 55 | 3 036 | 3 091 |
| TOTAL | 8 989 | 102 011 | 72 922 | 174 933 |

* For confidentiality, traffic zones 18, 24, 84, 87, 91, 99, 108, 120, and 211 for which only one employer was reported, have been aggregated.



NOTE:
 TO PRESERVE CONFIDENTLY FOR
 EMPLOYERS, TRAFFIC ZONES 18, 24, 84, 87,
 91, 99, 108, 120 AND 211 FOR WHICH ONLY ONE
 EMPLOYER WAS REPORTED HAVE NOT
 BEEN SHOWN ON THIS MAP.

12 - 16

ITEM:
FILE: Employment/SP 205
DATE: May 28, 1985

-5-

The highest concentration of RSC employment by planning district occurred in the Lester B. Pearson International Airport with 11 762 employees or 15.5% of total RSC employment. The traffic zone with the highest concentration of RSC employment occurred in zone 109 (Lester B. Pearson International Airport) with 11 669 or 11.4% of the total RSC employment.

Table 6 exhibits the planning districts that experienced the greatest increase of employment between 1982 and 1983. They were Airport South (3 863), Airport Road (3 043), West Malton (2 289), South Dixie (1 984), and Meadowvale South (1 278).

Labour Force

The resident labour force was estimated to be 184 290*, an increase of 8 896 or 5.1% over the 1982 figure of 175 394. A comparison of the resident labour force to total employment (174 933) reveals that 9 357 less job opportunities existed in Mississauga than could be filled by the resident labour force.

5. SUMMARY

- Total employment increased from 157 102 in 1982 to 174 933 in 1983. Employment in both the M&W sector and the RSC Sector increased.
- The M&W sector accounted for 41.7% of the total employment while the RSC sector accounted for 58.3%.
- The number of employers increased from 8 039 in 1982 to 8 989 in 1983. Total employers in both the M&W and RSC sector increased.

*Estimates of labour force participation includes all persons in the population 15 years of age or over multiplied by the 1983 Statistics Canada labour participation rate of 70.8%.

12-17

TABLE 6

CITY OF MISSISSAUGA - SURVEY OF EMPLOYERS, 1982 - 1983

TOTAL INCREASE OR DECREASE OF EMPLOYEES BY PLANNING DISTRICT

| Planning District | Total Employees 1982 | Total Employees 1983 | Total Increase/Decrease 1982-1983 |
|------------------------|-------------------------|-------------------------|--------------------------------------|
| <u>Residential</u> | | | |
| Central Erin Mills | 41 | 49 | 8 |
| City Centre | 8 912 | 9 082 | 170 |
| Clarkson-Lorne Park | 2 877 | 3 205 | 328 |
| Cooksville-Munden Park | 5 680 | 6 305 | 625 |
| Creditview | 65 | 88 | 23 |
| Dixie Shorefront | 3 181 | 3 188 | 7 |
| Dundas-Fairview | 3 297 | 3 940 | 643 |
| East Credit | 51 | 64 | 13 |
| Erin Mills South | 1 601 | 1 513 | -88 |
| Erindale Woodlands | 893 | 1 015 | 122 |
| Hurontario | 26 | 26 | - |
| Malton | 2 481 | 2 626 | 145 |
| Meadowvale Village | 39 | 39 | - |
| Meadowvale West | 1 266 | 1 316 | 50 |
| Mississauga Meadows | 1 425 | 1 789 | 364 |
| Mississauga Valleys | 654 | 657 | 3 |
| North Dixie | 3 319 | 3 519 | 200 |
| North North Dixie | 697 | 840 | 143 |
| Port Credit | 2 714 | 2 853 | 139 |
| Queen Elizabeth | 519 | 517 | -2 |
| Streetsville | 1 608 | 2 051 | 443 |
| West Cooksville | 380 | 333 | -47 |
| West Erindale | 2 991 | 3 344 | 353 |
| <u>Industrial</u> | | | |
| Airport Road | 14 390 | 17 433 | 3 043 |
| Airport South | 23 390 | 27 253 | 3 863 |
| Britannia | 549 | 981 | 432 |
| Central Streetsville | 609 | 609 | - |
| Derry | 77 | 87 | 10 |
| Mavis Road | 4 876 | 5 748 | 872 |
| Meadowvale North | 232 | 232 | - |
| Meadowvale South | 8 248 | 9 526 | 1 278 |
| Sheridan Park | 4 154 | 4 086 | -68 |
| Shorefront | 1 782 | 2 211 | 429 |
| South Dixie | 16 799 | 18 783 | 1 984 |

12-18

TABLE 6 CONT'D

CITY OF MISSISSAUGA - SURVEY OF EMPLOYERS, 1982 - 1983

TOTAL INCREASE OR DECREASE OF EMPLOYEES BY PLANNING DISTRICT

| Planning District | Total Employees 1982 | Total Employees 1983 | Total Increase/Decrease 1982-1983 |
|----------------------|----------------------------|----------------------------|---|
| Southdown | 3 894 | 3 916 | 22 |
| Southern Bus. Park | 2 151 | 2 227 | 76 |
| Pearson Int. Airport | 11 840 | 11 802 | -38 |
| West Malton | 18 887 | 21 176 | 2 289 |
| TOTAL | 157 102 | 174 933 | 17 831 |

Note: To ensure confidentiality for employers, planning districts for which only one employer was reported in either 1982 or 1983 have not been included in this table. Therefore, totals do not equal the sum of components.


12-19

ITEM:
FILE: Employment/SP 205
-6- DATE: May 28, 1985

- The M&W sector accounted for 32.4% of all employers while the RSC sector accounted for 67.6%.
- The highest concentration of employment is found in the Airport South District with a total of 27 253 employees.
- Employers tend to operate small size establishments, with almost two thirds (67.1%) employing 9 or less workers and only 0.2% employing 500 or more workers.
- In terms of the distribution of employment by size of employers, the greatest proportion of total employment occurred in those establishments with between 20 and 300 employees. They accounted for 45.0% of the total employment.
- Airport South was the district with the greatest increase of employment with 3 863 more employees in 1983 as in 1982.
- The total employment in 1983 did not exceed the total labour force found in the City.

RECOMMENDATION

That the report dated May 28, 1985, on employment in Mississauga, be received and forwarded to the Region of Peel for information.



R. G. B. Edmunds
Commissioner of Planning

^{1693a/0148a}
RECOMMENDATION OF THE MAY 28, 1985 PLANNING COMMITTEE

That the report dated May 28, 1985, on employment in Mississauga, be received and forwarded to the Region of Peel for information.

CLASSIFICATION STRUCTURE

LIST OF DIVISIONS, MAJOR GROUPS, GROUPS AND CLASSES

DIVISION A — AGRICULTURAL AND RELATED SERVICE INDUSTRIES

Major Group 01 — Agricultural Industries

- 011 Livestock Farms (Except Animal Specialties)
 - 0111 Dairy Farms
 - 0112 Cattle Farms
 - 0113 Hog Farms
 - 0114 Poultry and Egg Farms
 - 0115 Sheep and Goat Farms
 - 0119 Livestock Combination Farms
- 012 Other Animal Specialty Farms
 - 0121 Honey and Other Apiary Product Farms
 - 0122 Horse and Other Equine Farms
 - 0123 Furs and Skins, Ranch
 - 0129 Other Animal Specialty Farms n.e.c.
- 013 Field Crop Farms
 - 0131 Wheat Farms
 - 0132 Small-Grain Farms (Except Wheat)
 - 0133 Oilseed Farms (Except Corn)
 - 0134 Grain Corn Farms
 - 0135 Forage, Seed and Hay Farms
 - 0136 Dry Field Pea and Bean Farms
 - 0137 Tobacco Farms
 - 0138 Potato Farms
 - 0139 Other Field Crop Farms
- 014 Field Crop Combination Farms
 - 0141 Field Crop Combination Farms
- 015 Fruit and Other Vegetable Farms
 - 0151 Fruit Farms
 - 0152 Other Vegetable Farms
 - 0159 Fruit and Vegetable Combination Farms
- 016 Horticultural Specialties
 - 0161 Mushrooms
 - 0162 Greenhouse Products
 - 0163 Nursery Products
 - 0169 Other Horticultural Specialties
- 017 Livestock, Field Crop and Horticultural Combination Farms

0171 Livestock, Field Crop and Horticultural Combination Farms

Major Group 02 — Service Industries Incidental to Agriculture

- 021 Services Incidental to Livestock and Animal Specialties
 - 0211 Veterinary Services
 - 0212 Farm Animal Breeding Services (Except Poultry)
 - 0213 Poultry Services
 - 0219 Other Services Incidental to Livestock and Animal Specialties
- 022 Services Incidental to Agricultural Crops
 - 0221 Soil Preparation, Planting and Cultivating Services
 - 0222 Crop Dusting and Spraying Services
 - 0223 Harvesting, Baling and Threshing Services
 - 0229 Other Services Incidental to Agricultural Crops
- 023 Other Services Incidental to Agriculture
 - 0231 Agricultural Management and Consulting Services
 - 0239 Other Services Incidental to Agriculture n.e.c.

DIVISION B — FISHING AND TRAPPING INDUSTRIES

Major Group 03 — Fishing and Trapping Industries

- 031 Fishing Industries
 - 0311 Salt Water Fishing Industry
 - 0312 Inland Fishing Industry
- 032 Services Incidental to Fishing
 - 0321 Services Incidental to Fishing
- 033 Trapping
 - 0331 Furs and Skins, Wild
 - 0339 Other Trapping

LIST OF DIVISIONS, MAJOR GROUPS, GROUPS AND CLASSES

DIVISION C — LOGGING AND FORESTRY INDUSTRIES

Major Group 04 — Logging Industry

- 041 Logging Industry
- 0411 Logging Industry

Major Group 05 — Forestry Services Industry

- 051 Forestry Services Industry
- 0511 Forestry Services Industry

DIVISION D — MINING (INCLUDING MILLING), QUARRYING AND OIL WELL INDUSTRIES

Major Group 06 — Mining Industries

- 061 Metal Mines
 - 0611 Gold Mines
 - 0612 Copper and Copper-Zinc Mines
 - 0613 Nickel-Copper Mines
 - 0614 Silver-Lead-Zinc Mines
 - 0615 Molybdenum Mines
 - 0616 Uranium Mines
 - 0617 Iron Mines
 - 0619 Other Metal Mines
- 062 Non-Metal Mines (Except Coal)
 - 0621 Asbestos Mines
 - 0622 Peat Industry
 - 0623 Gypsum Mines
 - 0624 Potash Mines
 - 0625 Salt Mines
 - 0629 Other Non-Metal Mines (Except Coal)
- 063 Coal Mines
 - 0631 Bituminous Coal Mines
 - 0632 Subbituminous Coal Mines
 - 0633 Lignite Mines

Major Group 07 — Crude Petroleum and Natural Gas Industries

- 071 Crude Petroleum and Natural Gas Industries
 - 0711 Conventional Crude Oil and Natural Gas Industry
 - 0712 Non-Conventional Crude Oil Industry

Major Group 08 — Quarry and Sand Pit Industries

- 081 Stone Quarries
 - 0811 Granite Quarries
 - 0812 Limestone Quarries
 - 0813 Marble Quarries
 - 0814 Sandstone Quarries
 - 0815 Shale Quarries
- 082 Sand and Gravel Pits
 - 0821 Sand and Gravel Pits

Major Group 09 — Service Industries Incidental to Mineral Extraction

- 091 Service Industries Incidental to Crude Petroleum and Natural Gas
 - 0911 Contract Drilling, Oil and Gas Industry
 - 0919 Other Service Industries Incidental to Crude Petroleum and Natural Gas
- 092 Service Industries Incidental to Mining
 - 0921 Contract Drilling Industry (Except Oil and Gas)
 - 0929 Other Service Industries Incidental to Mining

DIVISION E — MANUFACTURING INDUSTRIES

Major Group 10 — Food Industries

- 101 Meat and Poultry Products Industries
 - 1011 Meat and Meat Products Industry (Except Poultry)
 - 1012 Poultry Products Industry
- 102 Fish Products Industry
 - 1021 Fish Products Industry
- 103 Fruit and Vegetable Industries
 - 1031 Canned and Preserved Fruit and Vegetable Industry
 - 1032 Frozen Fruit and Vegetable Industry
- 104 Dairy Products Industries
 - 1041 Fluid Milk Industry
 - 1049 Other Dairy Products Industries
- 105 Flour, Prepared Cereal Food and Feed Industries
 - 1051 Cereal Grain Flour Industry
 - 1052 Prepared Flour Mixes and Prepared Cereal Foods Industry
 - 1053 Feed Industry

LIST OF DIVISIONS, MAJOR GROUPS, GROUPS AND CLASSES

- 106 Vegetable Oil Mills (Except Corn Oil)
1061 Vegetable Oil Mills (Except Corn Oil)

- 107 Bakery Products Industries
1071 Biscuit Industry
1072 Bread and Other Bakery Products Industry

- 108 Sugar and Sugar Confectionery Industries
1081 Cane and Beet Sugar Industry
1082 Chewing Gum Industry
1083 Sugar and Chocolate Confectionery Industry

- 109 Other Food Products Industries
1091 Tea and Coffee Industry
1092 Dry Pasta Products Industry
1093 Potato Chip, Pretzel and Popcorn Industry
1094 Malt and Malt Flour Industry
1099 Other Food Products Industries n.e.c.

Major Group 11 — Beverage Industries

- 111 Soft Drink Industry
1111 Soft Drink Industry
- 112 Distillery Products Industry
1121 Distillery Products Industry
- 113 Brewery Products Industry
1131 Brewery Products Industry
- 114 Wine Industry
1141 Wine Industry

Major Group 12 — Tobacco Products Industries

- 121 Leaf Tobacco Industry
1211 Leaf Tobacco Industry
- 122 Tobacco Products Industry
1221 Tobacco Products Industry

Major Group 15 — Rubber Products Industries

- 151 Tire and Tube Industry
1511 Tire and Tube Industry
- 152 Rubber Hose and Belting Industry
1521 Rubber Hose and Belting Industry
- 159 Other Rubber Products Industries
1599 Other Rubber Products Industries

Major Group 16 — Plastic Products Industries

- 161 Foamed and Expanded Plastic Products Industry
1611 Foamed and Expanded Plastic Products Industry
- 162 Plastic Pipe and Pipe Fittings Industry
1621 Plastic Pipe and Pipe Fittings Industry
- 163 Plastic Film and Sheeting Industry
1631 Plastic Film and Sheeting Industry
- 169 Other Plastic Products Industries
1691 Plastic Bag Industry
1699 Other Plastic Products Industries n.e.c.

Major Group 17 — Leather and Allied Products Industries

- 171 Leather and Allied Products Industries
1711 Leather Tanneries
1712 Footwear Industry
1713 Luggage, Purse and Handbag Industry
1719 Other Leather and Allied Products Industries

Major Group 18 — Primary Textile Industries

- 181 Man-Made Fibre and Filament Yarn Industry
1811 Man-Made Fibre and Filament Yarn Industry
- 182 Spun Yarn and Woven Cloth Industries
1821 Wool Yarn and Woven Cloth Industry
1829 Other Spun Yarn and Woven Cloth Industries
- 183 Broad Knitted Fabric Industry
1831 Broad Knitted Fabric Industry

Major Group 19 — Textile Products Industries

- 191 Natural Fibres Processing and Felt Products Industry
1911 Natural Fibres Processing and Felt Products Industry
- 192 Carpet, Mat and Rug Industry
1921 Carpet, Mat and Rug Industry
- 193 Canvas and Related Products Industry
1931 Canvas and Related Products Industry
- 199 Other Textile Products Industries
1991 Narrow Fabric Industry
1992 Contract Textile Dyeing and Finishing Industry
1993 Household Products of Textile Materials Industry
1994 Hygiene Products of Textile Materials Industry
1995 Tire Cord Fabric Industry

LIST OF DIVISIONS, MAJOR GROUPS, GROUPS AND CLASSES

1999 Other Textile Products Industries n.e.c.

Major Group 24 — Clothing Industries

- 243 Men's and Boys' Clothing Industries
 2431 Men's and Boys' Coat Industry
 2432 Men's and Boys' Suit and Jacket Industry
 2433 Men's and Boys' Pants Industry
 2434 Men's and Boys' Shirt and Underwear Industry
 2435 Men's and Boys' Clothing Contractors
- 244 Women's Clothing Industries
 2441 Women's Coat and Jacket Industry
 2442 Women's Sportswear Industry
 2443 Women's Dress Industry
 2444 Women's Blouse and Shirt Industry
 2445 Women's Clothing Contractors
- 245 Children's Clothing Industry
 2451 Children's Clothing Industry
- 249 Other Clothing and Apparel Industries
 2491 Sweater Industry
 2492 Occupational Clothing Industry
 2493 Glove Industry
 2494 Hosiery Industry
 2495 Fur Goods Industry
 2496 Foundation Garment Industry
 2499 Other Clothing and Apparel Industries n.e.c.

Major Group 25 — Wood Industries

- 251 Sawmill, Planing Mill and Shingle Mill Products Industries
 2511 Shingle and Shake Industry
 2512 Sawmill and Planing Mill Products Industry (Except Shingles and Shakes)
- 252 Veneer and Plywood Industries
 2521 Hardwood Veneer and Plywood Industry
 2522 Softwood Veneer and Plywood Industry
- 254 Sash, Door and Other Millwork Industries
 2541 Prefabricated Wooden Buildings Industry
 2542 Wooden Kitchen Cabinet and Bathroom Vanity Industry
 2543 Wooden Door and Window Industry
 2549 Other Millwork Industries
- 256 Wooden Box and Pallet Industry
 2561 Wooden Box and Pallet Industry

258 Coffin and Casket Industry
2581 Coffin and Casket Industry

- 259 Other Wood Industries
 2591 Wood Preservation Industry
 2592 Particle Board Industry
 2593 Wafer Board Industry
 2599 Other Wood Industries n.e.c.

Major Group 26 — Furniture and Fixture Industries

- 261 Household Furniture Industries
 2611 Wooden Household Furniture Industry
 2612 Upholstered Household Furniture Industry
 2619 Other Household Furniture Industries
- 264 Office Furniture Industries
 2641 Metal Office Furniture Industry
 2649 Other Office Furniture Industries
- 269 Other Furniture and Fixture Industries
 2691 Bed Spring and Mattress Industry
 2692 Hotel, Restaurant and Institutional Furniture and Fixture Industry
 2699 Other Furniture and Fixture Industries n.e.c.

Major Group 27 — Paper and allied Products Industries

- 271 Pulp and Paper Industries
 2711 Pulp Industry
 2712 Newsprint Industry
 2713 Paperboard Industry
 2714 Building Board Industry
 2719 Other Paper Industries
- 272 Asphalt Roofing Industry
 2721 Asphalt Roofing Industry
- 273 Paper Box and Bag Industries
 2731 Folding Carton and Set-Up Box Industry
 2732 Corrugated Box Industry
 2733 Paper Bag Industry
- 279 Other Converted Paper Products Industries
 2791 Coated and Treated Paper Industry
 2792 Stationery Paper Products Industry
 2793 Paper Consumer Products Industry
 2799 Other Converted Paper Products Industries n.e.c.

LIST OF DIVISIONS, MAJOR GROUPS, GROUPS AND CLASSES

Major Group 28 — Printing, Publishing and Allied Industries

- 281 Commercial Printing Industries
 - 2811 Business Forms Printing Industry
 - 2819 Other Commercial Printing Industries
- 282 Platemaking, Typesetting and Bindery Industry
 - 2821 Platemaking, Typesetting and Bindery Industry
- 283 Publishing Industries
 - 2831 Book Publishing Industry
 - 2839 Other Publishing Industries
- 284 Combined Publishing and Printing Industries
 - 2841 Newspaper, Magazine and Periodical (Combined Publishing and Printing) Industry
 - 2849 Other Combined Publishing and Printing Industries

Major Group 29 — Primary Metal Industries

- 291 Primary Steel Industries
 - 2911 Ferro-Alloys Industry
 - 2912 Steel Foundries
 - 2919 Other Primary Steel Industries
- 292 Steel Pipe and Tube Industry
 - 2921 Steel Pipe and Tube Industry
- 294 Iron Foundries
 - 2941 Iron Foundries
- 295 Non-Ferrous Metal Smelting and Refining Industries
 - 2951 Primary Production of Aluminum Industry
 - 2959 Other Primary Smelting and Refining of Non-Ferrous Metal Industries
- 296 Aluminum Rolling, Casting and Extruding Industry
 - 2961 Aluminum Rolling, Casting and Extruding Industry
- 297 Copper and Copper Alloy Rolling, Casting and Extruding Industry
 - 2971 Copper and Copper Alloy Rolling, Casting and Extruding Industry
- 299 Other Rolled, Cast and Extruded Non-Ferrous Metal Products Industries
 - 2999 Other Rolled, Cast and Extruded Non-Ferrous Metal Products Industries

Major Group 30 — Fabricated Metal Products Industries (Except Machinery and Transportation Equipment Industries)

- 301 Power Boiler and Heat Exchanger Industry
 - 3011 Power Boiler and Heat Exchanger Industry
- 302 Fabricated Structural Metal Products Industries
 - 3021 Metal Tanks (Heavy Gauge) Industry
 - 3022 Plate Work Industry
 - 3023 Pre-Engineered Metal Buildings Industry (Except Portable)
 - 3029 Other Fabricated Structural Metal Products Industries
- 303 Ornamental and Architectural Metal Products Industries
 - 3031 Metal Door and Window Industry
 - 3032 Prefabricated Portable Metal Buildings Industry
 - 3039 Other Ornamental and Architectural Metal Products Industries
- 304 Stamped, Pressed and Coated Metal Products Industries
 - 3041 Custom Coating of Metal Products Industry
 - 3042 Metal Closure and Container Industry
 - 3049 Other Stamped and Pressed Metal Products Industries
- 305 Wire and Wire Products Industries
 - 3051 Upholstery and Coil Spring Industry
 - 3052 Wire and Wire Rope Industry
 - 3053 Industrial Fastener Industry
 - 3059 Other Wire Products Industries
- 306 Hardware, Tool and Cutlery Industries
 - 3061 Basic Hardware Industry
 - 3062 Metal Dies, Moulds and Patterns Industry
 - 3063 Hand Tool and Implement Industry
 - 3069 Other Hardware and Cutlery Industries
- 307 Heating Equipment Industry
 - 3071 Heating Equipment Industry
- 308 Machine Shop Industry
 - 3081 Machine Shop Industry
- 309 Other Metal Fabricating Industries
 - 3091 Metal Plumbing Fixtures and Fittings Industry
 - 3092 Metal Valve Industry
 - 3099 Other Metal Fabricating Industries n.e.c.

LIST OF DIVISIONS, MAJOR GROUPS, GROUPS AND CLASSES

**Major Group 31 — Machinery Industries
(Except Electrical Machinery)**

- 311 Agricultural Implement Industry
 - 3111 Agricultural Implement Industry
- 312 Commercial Refrigeration and Air Conditioning Equipment Industry
 - 3121 Commercial Refrigeration and Air Conditioning Equipment Industry
- 319 Other Machinery and Equipment Industries
 - 3191 Compressor, Pump and Industrial Fan Industry
 - 3192 Construction and Mining Machinery and Materials Handling Equipment Industry
 - 3193 Sawmill and Woodworking Machinery Industry
 - 3194 Turbine and Mechanical Power Transmission Equipment Industry
 - 3199 Other Machinery and Equipment Industries n.e.c.

Major Group 32 — Transportation Equipment Industries

- 321 Aircraft and Aircraft Parts Industry
 - 3211 Aircraft and Aircraft Parts Industry
- 323 Motor Vehicle Industry
 - 3231 Motor Vehicle Industry
- 324 Truck and Bus Body and Trailer Industries
 - 3241 Truck and Bus Body Industry
 - 3242 Commercial Trailer Industry
 - 3243 Non-Commercial Trailer Industry
 - 3244 Mobile Home Industry
- 325 Motor Vehicle Parts and Accessories Industries
 - 3251 Motor Vehicle Engine and Engine Parts Industry
 - 3252 Motor Vehicle Wiring Assemblies Industry
 - 3253 Motor Vehicle Stampings Industry
 - 3254 Motor Vehicle Steering and Suspension Parts Industry
 - 3255 Motor Vehicle Wheel and Brake Industry
 - 3256 Plastic Parts and Accessories for Motor Vehicles Industry
 - 3257 Motor Vehicle Fabric Accessories Industry
 - 3259 Other Motor Vehicle Accessories, Parts and Assemblies Industries
- 326 Railroad Rolling Stock Industry
 - 3261 Railroad Rolling Stock Industry
- 327 Shipbuilding and Repair Industry
 - 3271 Shipbuilding and Repair Industry

- 328 Boatbuilding and Repair Industry
 - 3281 Boatbuilding and Repair Industry
- 329 Other Transportation Equipment Industries
 - 3299 Other Transportation Equipment Industries

Major Group 33 — Electrical and Electronic Products Industries

- 331 Small Electrical Appliance Industry
 - 3311 Small Electrical Appliance Industry
- 332 Major Appliance Industry (Electric and Non-Electric)
 - 3321 Major Appliance Industry (Electric and Non-Electric)
- 333 Electric Lighting Industries
 - 3331 Lighting Fixture Industry
 - 3332 Electric Lamp and Shade Industry (Except Bulb and Tube)
 - 3333 Electric Lamp (Bulb and Tube) Industry
- 334 Record Player, Radio and Television Receiver Industry
 - 3341 Record Player, Radio and Television Receiver Industry
- 335 Communication and Other Electronic Equipment Industries
 - 3351 Telecommunication Equipment Industry
 - 3352 Electronic Parts and Components Industry
 - 3359 Other Communication and Electronic Equipment Industries
- 336 Office, Store and Business Machine Industries
 - 3361 Electronic Computing and Peripheral Equipment Industry
 - 3362 Electronic Office, Store and Business Machine Industry
 - 3369 Other Office, Store and Business Machine Industries
- 337 Electrical Industrial Equipment Industries
 - 3371 Electrical Transformer Industry
 - 3372 Electrical Switchgear and Protective Equipment Industry
 - 3379 Other Electrical Industrial Equipment Industries
- 338 Communications and Energy Wire and Cable Industry
 - 3381 Communications and Energy Wire and Cable Industry
- 339 Other Electrical Products Industries
 - 3391 Battery Industry
 - 3392 Non-Current Carrying Wiring Devices Industry
 - 3399 Other Electrical Products Industries n.e.c.

LIST OF DIVISIONS, MAJOR GROUPS, GROUPS AND CLASSES

Major Group 35 — Non-Metallic Mineral Products Industries

- 351 Clay Products Industries
 - 3511 Clay Products Industry (From Domestic Clay)
 - 3512 Clay Products Industry (From Imported Clay)
- 352 Hydraulic Cement Industry
 - 3521 Hydraulic Cement Industry
- 354 Concrete Products Industries
 - 3541 Concrete Pipe Industry
 - 3542 Structural Concrete Products Industry
 - 3549 Other Concrete Products Industries
- 355 Ready-Mix Concrete Industry
 - 3551 Ready-Mix Concrete Industry
- 356 Glass and Glass Products Industries
 - 3561 Primary Glass and Glass Containers Industry
 - 3562 Glass Products Industry (Except Glass Containers)
- 357 Abrasives Industry
 - 3571 Abrasives Industry
- 358 Lime Industry
 - 3581 Lime Industry
- 359 Other Non-Metallic Mineral Products Industries
 - 3591 Refractories Industry
 - 3592 Asbestos Products Industry
 - 3593 Gypsum Products Industry
 - 3594 Non-Metallic Mineral Insulating Materials Industry
 - 3599 Other Non-Metallic Mineral Products Industries n.e.c.

Major Group 36 — Refined Petroleum and Coal Products Industries

- 361 Refined Petroleum Products Industries
 - 3611 Refined Petroleum Products Industry (Except Lubricating Oil and Grease)
 - 3612 Lubricating Oil and Grease Industry
- 369 Other Petroleum and Coal Products Industries
 - 3699 Other Petroleum and Coal Products Industries

Major Group 37 — Chemical and Chemical Products Industries

- 371 Industrial Chemicals Industries n.e.c.
 - 3711 Industrial Inorganic Chemical Industries n.e.c.

3712 Industrial Organic Chemical Industries n.e.c.

- 372 Agricultural Chemical Industries
 - 3721 Chemical Fertilizer and Fertilizer Materials Industry
 - 3722 Mixed Fertilizer Industry
 - 3729 Other Agricultural Chemical Industries
- 373 Plastic and Synthetic Resin Industry
 - 3731 Plastic and Synthetic Resin Industry
- 374 Pharmaceutical and Medicine Industry
 - 3741 Pharmaceutical and Medicine Industry
- 375 Paint and Varnish Industry
 - 3751 Paint and Varnish Industry
- 376 Soap and Cleaning Compounds Industry
 - 3761 Soap and Cleaning Compounds Industry
- 377 Toilet Preparations Industry
 - 3771 Toilet Preparations Industry
- 379 Other Chemical Products Industries
 - 3791 Printing Ink Industry
 - 3792 Adhesives Industry
 - 3799 Other Chemical Products Industries n.e.c.

Major Group 39 — Other Manufacturing Industries

- 391 Scientific and Professional Equipment Industries
 - 3911 Indicating, Recording and Controlling Instruments Industry
 - 3912 Other Instruments and Related Products Industry
 - 3913 Clock and Watch Industry
 - 3914 Ophthalmic Goods Industry
- 392 Jewellery and Precious Metal Industries
 - 3921 Jewellery and Silverware Industry
 - 3922 Precious Metal Secondary Refining Industry
- 393 Sporting Goods and Toy Industries
 - 3931 Sporting Goods Industry
 - 3932 Toys and Games Industry
- 397 Sign and Display Industry
 - 3971 Sign and Display Industry
- 399 Other Manufactured Products Industries
 - 3991 Broom, Brush and Mop Industry
 - 3992 Button, Buckle and Clothes Fastener Industry
 - 3993 Floor Tile, Linoleum and Coated Fabric Industry

12-27

- 3994 Musical Instrument and Sound Recording Industry
- 3999 Other Manufactured Products Industries n.e.c.

DIVISION F — CONSTRUCTION INDUSTRIES

Major Group 40 — Building, Developing and General Contracting Industries

- 401 Residential Building and Development
 - 4011 Single Family Housing
 - 4012 Apartment and Other Multiple Housing
 - 4013 Residential Renovation
- 402 Non-Residential Building and Development
 - 4021 Manufacturing and Light Industrial Building
 - 4022 Commercial Building
 - 4023 Institutional Building
- Major Group 41 — Industrial and Heavy (Engineering) Construction Industries**
- 411 Industrial Construction (Other Than Buildings)
 - 4111 Power Plants (Except Hydroelectric)
 - 4112 Gas, Oil and Other Energy Related Structures (Except Pipelines)
 - 4113 Gas and Oil Pipelines
 - 4119 Other Industrial Construction
- 412 Highway and Heavy Construction
 - 4121 Highways, Streets and Bridges
 - 4122 Waterworks and Sewage Systems
 - 4123 Hydroelectric Power Plants and Related Structures (Except Transmission Lines)
 - 4124 Power and Telecommunication Transmission Lines
 - 4129 Other Heavy Construction

Major Group 42 — Trade Contracting Industries

- 421 Site Work
 - 4211 Wrecking and Demolition
 - 4212 Water Well Drilling
 - 4213 Septic System Installation
 - 4214 Excavating and Grading
 - 4215 Equipment Rental (With Operator)
 - 4216 Asphalt Paving
 - 4217 Fencing Installation
 - 4219 Other Site Work

- 422 Structural and Related Work
 - 4221 Piledriving Work
 - 4222 Form Work
 - 4223 Steel Reinforcing
 - 4224 Concrete Pouring and Finishing
 - 4225 Precast Concrete Installation
 - 4226 Rough and Framing Carpentry
 - 4227 Structural Steel Erection
 - 4229 Other Structural and Related Work
- 423 Exterior Close-In Work
 - 4231 Masonry Work
 - 4232 Siding Work
 - 4233 Glass and Glazing Work
 - 4234 Insulation Work
 - 4235 Roof Shingling
 - 4236 Sheet Metal and Built-Up Roofing
 - 4239 Other Exterior Close-In Work
- 424 Plumbing, Heating and Air Conditioning, Mechanical Work
 - 4241 Plumbing
 - 4242 Dry Heating and Gas Piping Work
 - 4243 Wet Heating and Air Conditioning Work
 - 4244 Sheet Metal and Other Duct Work
- 425 Mechanical Specialty Work
 - 4251 Process Piping Work
 - 4252 Automatic Sprinkler System Installation
 - 4253 Commercial Refrigeration Work
 - 4254 Environmental Control Work
 - 4255 Millwright and Rigging
 - 4256 Thermal Insulation Work
 - 4259 Other Mechanical Specialty Work
- 426 Electrical Work
 - 4261 Electrical Work
- 427 Interior and Finishing Work
 - 4271 Plastering and Stucco Work
 - 4272 Drywall Work
 - 4273 Acoustical Work
 - 4274 Finish Carpentry
 - 4275 Painting and Decorating Work
 - 4276 Terrazzo and Tile Work
 - 4277 Hardwood Flooring Installation
 - 4278 Resilient Flooring and Carpet Work
 - 4279 Other Interior and Finishing Work
- 429 Other Trade Work
 - 4291 Elevator and Escalator Installation

LIST OF DIVISIONS, MAJOR GROUPS, GROUPS AND CLASSES

4292 Ornamental and Miscellaneous Fabricated Metal Installation

4293 Residential Swimming Pool Installation

4299 Other Trade Work n.e.c.

Major Group 44 — Service Industries Incidental to Construction

441 Project Management, Construction

4411 Project Management, Construction

449 Other Services Incidental to Construction

4491 Land Developers

4499 Other Services Incidental to Construction n.e.c.

DIVISION G — TRANSPORTATION AND STORAGE INDUSTRIES

Major Group 45 — Transportation Industries

451 Air Transport Industries

4511 Scheduled Air Transport Industry

4512 Non-Scheduled Air Transport, Chartered, Industry

4513 Non-Scheduled Air Transport, Specialty, Industry

452 Service Industries Incidental to Air Transport

4521 Airport Operations Industry

4522 Aircraft Rental Industry

4523 Aircraft Servicing Industry

4529 Other Service Industries Incidental to Air Transport

453 Railway Transport and Related Service Industries

4531 Railway Transport Industry

4532 Service Industry Incidental to Railway Transport

454 Water Transport Industries

4541 Freight and Passenger Water Transport Industry

4542 Ferry Industry

4543 Marine Towing Industry

4544 Ship Chartering Industry

4549 Other Water Transport Industries

455 Service Industries Incidental to Water Transport

4551 Marine Cargo Handling Industry

4552 Harbour and Port Operation Industry

4553 Marine Salvage Industry

4554 Piloting Service, Water Transport Industry

4555 Marine Shipping Agencies Industry

4559 Other Service Industries Incidental to Water Transport

456 Truck Transport Industries

4561 General Freight Trucking Industry

4562 Used Goods Moving and Storage Industry

4563 Bulk Liquids Trucking Industry

4564 Dry Bulk Materials Trucking Industry

4565 Forest Products Trucking Industry

4569 Other Truck Transport Industries

457 Public Passenger Transit Systems Industries

4571 Urban Transit Systems Industry

4572 Interurban and Rural Transit Systems Industry

4573 School Bus Operations Industry

4574 Charter and Sightseeing Bus Services Industry

4575 Limousine Service to Airports and Stations Industry

458 Other Transportation Industries

4581 Taxicab Industry

4589 Other Transportation Industries n.e.c.

459 Other Service Industries Incidental to Transportation

4591 Highway, Street and Bridge Maintenance Industry

4592 Freight Forwarding Industry

4599 Other Service Industries Incidental to Transportation n.e.c.

Major Group 46 — Pipeline Transport Industries

461 Pipeline Transport Industries

4611 Natural Gas Pipeline Transport Industry

4612 Crude Oil Pipeline Transport Industry

4619 Other Pipeline Transport Industries

Major Group 47 — Storage and Warehousing Industries

471 Grain Elevator Industry

4711 Grain Elevator Industry

479 Other Storage and Warehousing Industries

4791 Refrigerated Warehousing Industry

4799 Other Storage and Warehousing Industries n.e.c.

DIVISION H — COMMUNICATION AND OTHER UTILITY INDUSTRIES

Major Group 48 — Communication Industries

481 Telecommunication Broadcasting Industries

4811 Radio Broadcasting Industry

4812 Television Broadcasting Industry

LIST OF DIVISIONS, MAJOR GROUPS, GROUPS AND CLASSES

- 4813 Combined Radio and Television Broadcasting Industry
- 4814 Cable Television Industry
- 482 Telecommunication Carriers Industry
 - 4821 Telecommunication Carriers Industry
- 483 Other Telecommunication Industries
 - 4839 Other Telecommunication Industries
- 484 Postal and Courier Service Industries
 - 4841 Postal Service Industry
 - 4842 Courier Service Industry

Major Group 49 — Other Utility Industries

- 491 Electric Power Systems Industry
 - 4911 Electric Power Systems Industry
- 492 Gas Distribution Systems Industry
 - 4921 Gas Distribution Systems Industry
- 493 Water Systems Industry
 - 4931 Water Systems Industry
- 499 Other Utility Industries n.e.c.
 - 4999 Other Utility Industries n.e.c.

DIVISION I — WHOLESALE TRADE INDUSTRIES

Major Group 50 — Farm Products Industries, Wholesale

- 501 Farm Products, Wholesale
 - 5011 Livestock, Wholesale
 - 5012 Grain, Wholesale
 - 5019 Other Farm Products, Wholesale

Major Group 51 — Petroleum Products Industries, Wholesale

- 511 Petroleum Products, Wholesale
 - 5111 Petroleum Products, Wholesale

Major Group 52 — Food, Beverage, Drug and Tobacco Industries, Wholesale

- 521 Food, Wholesale
 - 5211 Confectionery, Wholesale
 - 5212 Frozen Foods (Packaged), Wholesale
 - 5213 Dairy Products, Wholesale
 - 5214 Poultry and Eggs, Wholesale

- 5215 Fish and Seafood, Wholesale
- 5216 Fresh Fruit and Vegetables, Wholesale
- 5217 Meat and Meat Products, Wholesale
- 5219 Other Foods, Wholesale

- 522 Beverages, Wholesale
 - 5221 Beverages, Wholesale

- 523 Drugs and Toilet Preparations, Wholesale
 - 5231 Drugs, Wholesale
 - 5232 Toilet Soaps and Preparations, Wholesale
 - 5239 Drug Sundries and Other Drugs and Toilet Preparations, Wholesale

- 524 Tobacco Products, Wholesale
 - 5241 Tobacco Products, Wholesale

Major Group 53 — Apparel and Dry Goods Industries, Wholesale

- 531 Apparel, Wholesale
 - 5311 Men's and Boys' Clothing and Furnishings, Wholesale
 - 5312 Women's, Misses' and Children's Outerwear, Wholesale
 - 5313 Women's, Misses' and Children's Hosiery, Underwear and Apparel Accessories, Wholesale
 - 5314 Footwear, Wholesale
 - 5319 Other Apparel, Wholesale

- 532 Dry Goods, Wholesale
 - 5321 Piece Goods, Wholesale
 - 5329 Notions and Other Dry Goods, Wholesale

Major Group 54 — Household Goods Industries, Wholesale

- 541 Electrical and Electronic Household Appliances and Parts, Wholesale
 - 5411 Electrical Household Appliances, Wholesale
 - 5412 Electronic Household Appliances, Wholesale

- 542 Household Furniture, Wholesale
 - 5421 Household Furniture, Wholesale

- 543 Household Furnishings, Wholesale
 - 5431 China, Glassware, Crockery and Pottery, Wholesale
 - 5432 Floor Coverings, Wholesale
 - 5433 Linens, Draperies and Other Textile Furnishings, Wholesale
 - 5439 Other Household Furnishings, Wholesale

LIST OF DIVISIONS, MAJOR GROUPS, GROUPS AND CLASSES

- Major Group 55 — Motor Vehicle, Parts and Accessories Industries, Wholesale**
- 551 Motor Vehicles, Wholesale
 5511 Automobiles, Wholesale
 5512 Trucks and Buses, Wholesale
 5519 Other Motor Vehicles and Trailers, Wholesale
- 552 Motor Vehicle Parts and Accessories, Wholesale
 5521 Tires and Tubes, Wholesale
 5529 Other Motor Vehicle Parts and Accessories, Wholesale
- Major Group 56 — Metals, Hardware, Plumbing, Heating and Building Materials Industries, Wholesale**
- 561 Metal and Metal Products, Wholesale
 5611 Iron and Steel Primary Forms and Structural Shapes, Wholesale
 5612 Other Iron and Steel Products, Wholesale
 5613 Non-Ferrous Metal and Metal Products, Wholesale
 5619 Combination Metal and Metal Products, Wholesale
- 562 Hardware and Plumbing, Heating and Air Conditioning Equipment and Supplies, Wholesale
 5621 Hardware, Wholesale
 5622 Plumbing, Heating and Air Conditioning Equipment and Supplies, Wholesale
- 563 Lumber and Building Materials, Wholesale
 5631 Lumber, Plywood and Millwork, Wholesale
 5632 Paint, Glass and Wallpaper, Wholesale
 5639 Other Building Materials, Wholesale
- Major Group 57 — Machinery, Equipment and Supplies Industries, Wholesale**
- 571 Farm Machinery, Equipment and Supplies, Wholesale
 5711 Farm Machinery, Equipment and Supplies, Wholesale
- 572 Construction, Forestry and Mining Machinery, Equipment and Supplies, Wholesale
 5721 Construction and Forestry Machinery, Equipment and Supplies, Wholesale
 5722 Mining Machinery, Equipment and Supplies, Wholesale
- 573 Industrial Machinery, Equipment and Supplies, Wholesale
- 5731 Industrial Machinery, Equipment and Supplies, Wholesale
- 574 Electrical and Electronic Machinery, Equipment and Supplies, Wholesale
 5741 Electrical Wiring Supplies and Electrical Construction Material, Wholesale
 5742 Electrical Generating and Transmission Equipment and Supplies, Wholesale
 5743 Electronic Machinery, Equipment and Supplies, Wholesale
 5749 Other Electrical and Electronic Machinery, Equipment and Supplies, Wholesale
- 579 Other Machinery, Equipment and Supplies, Wholesale
 5791 Office and Store Machinery, Equipment and Supplies, Wholesale
 5792 Service Machinery, Equipment and Supplies, Wholesale
 5793 Professional Machinery, Equipment and Supplies, Wholesale
 5799 Other Machinery, Equipment and Supplies n.e.c., Wholesale
- Major Group 59 — Other Products Industries, Wholesale**
- 591 Waste Materials, Wholesale
 5911 Automobile Wrecking
 5919 Other Waste Materials, Wholesale
- 592 Paper and Paper Products, Wholesale
 5921 Newsprint, Wholesale
 5922 Stationery and Office Supplies, Wholesale
 5929 Other Paper and Paper Products, Wholesale
- 593 Agricultural Supplies, Wholesale
 5931 Agricultural Feeds, Wholesale
 5932 Seeds and Seed Processing, Wholesale
 5939 Agricultural Chemical and Other Farm Supplies, Wholesale
- 594 Toys, Amusement and Sporting Goods, Wholesale
 5941 Toys, Novelties and Fireworks, Wholesale
 5942 Amusement and Sporting Goods, Wholesale
- 595 Photographic Equipment and Musical Instruments and Supplies, Wholesale
 5951 Photographic Equipment and Supplies, Wholesale
 5952 Musical Instruments and Accessories, Wholesale
- 596 Jewellery and Watches, Wholesale
 5961 Jewellery and Watches, Wholesale

LIST OF DIVISIONS, MAJOR GROUPS, GROUPS AND CLASSES

- 597 Industrial and Household Chemicals, Wholesale
 - 5971 Industrial and Household Chemicals, Wholesale
- 598 General Merchandise, Wholesale
 - 5981 General Merchandise, Wholesale
- 599 Other Products n.e.c., Wholesale
 - 5991 Books, Periodicals and Newspapers, Wholesale
 - 5992 Second-Hand Goods, Wholesale (Except Machinery and Automotive)
 - 5993 Forest Products, Wholesale
 - 5999 Other Products n.e.c., Wholesale

DIVISION J — RETAIL TRADE INDUSTRIES

Major Group 60 — Food, Beverage and Drug Industries, Retail

- 601 Food Stores
 - 6011 Food (Groceries) Stores
 - 6012 Food (Specialty) Stores
- 602 Liquor, Wine and Beer Stores
 - 6021 Liquor Stores
 - 6022 Wine Stores
 - 6023 Beer Stores
- 603 Prescription Drugs and Patent Medicine Stores
 - 6031 Pharmacies
 - 6032 Patent Medicine and Toiletries Stores

Major Group 61 — Shoe, Apparel, Fabric and Yarn Industries, Retail

- 611 Shoe Stores
 - 6111 Shoe Stores
- 612 Men's Clothing Stores
 - 6121 Men's Clothing Stores
- 613 Women's Clothing Stores
 - 6131 Women's Clothing Stores
- 614 Clothing Stores n.e.c.
 - 6141 Clothing Stores n.e.c.
- 615 Fabric and Yarn Stores
 - 6151 Fabric and Yarn Stores

Major Group 62 — Household Furniture, Appliances and Furnishings Industries, Retail

- 621 Household Furniture Stores
 - 6211 Household Furniture Stores (With Appliances and Furnishings)
 - 6212 Household Furniture Stores (Without Appliances and Furnishings)
 - 6213 Furniture Refinishing and Repair Shops
- 622 Appliance, Television, Radio and Stereo Stores
 - 6221 Appliance, Television, Radio and Stereo Stores
 - 6222 Television, Radio and Stereo Stores
 - 6223 Appliance, Television, Radio and Stereo Repair Shops
- 623 Household Furnishings Stores
 - 6231 Floor Covering Stores
 - 6232 Drapery Stores
 - 6239 Other Household Furnishings Stores

Major Group 63 — Automotive Vehicles, Parts and Accessories Industries, Sales and Service

- 631 Automobile Dealers
 - 6311 Automobile (New) Dealers
 - 6312 Automobile (Used) Dealers
- 632 Recreational Vehicle Dealers
 - 6321 Motor Home and Travel Trailer Dealers
 - 6322 Boats, Outboard Motors and Boating Accessories Dealers
 - 6323 Motorcycle and Snowmobile Dealers
 - 6329 Other Recreational Vehicle Dealers
- 633 Gasoline Service Stations
 - 6331 Gasoline Service Stations
- 634 Automotive Parts and Accessories Stores
 - 6341 Home and Auto Supply Stores
 - 6342 Tire, Battery, Parts and Accessories Stores
- 635 Motor Vehicle Repair Shops
 - 6351 Garages (General Repairs)
 - 6352 Paint and Body Repair Shops
 - 6353 Muffler Replacement Shops
 - 6354 Motor Vehicle Glass Replacement Shops
 - 6355 Motor Vehicle Transmission Repair and Replacement Shops
 - 6359 Other Motor Vehicle Repair Shops

LIST OF DIVISIONS, MAJOR GROUPS, GROUPS AND CLASSES

- 639 Other Motor Vehicle Services
6391 Car Washes
6399 Other Motor Vehicle Services n.e.c.

Major Group 64 — General Retail Merchandising Industries

- 641 General Merchandise Stores
6411 Department Stores
6412 General Stores
6413 Other General Merchandise Stores

Major Group 65 — Other Retail Store Industries

- 651 Book and Stationery Stores
6511 Book and Stationery Stores
- 652 Florists, Lawn and Garden Centres
6521 Florist Shops
6522 Lawn and Garden Centres
- 653 Hardware, Paint, Glass and Wallpaper Stores
6531 Hardware Stores
6532 Paint, Glass and Wallpaper Stores
- 654 Sporting Goods and Bicycle Shops
6541 Sporting Goods Stores
6542 Bicycle Shops
- 655 Musical Instrument and Record Stores
6551 Musical Instrument Stores
6552 Record and Tape Stores
- 656 Jewellery Stores and Watch and Jewellery Repair Shops
6561 Jewellery Stores
6562 Watch and Jewellery Repair Shops
- 657 Camera and Photographic Supply Stores
6571 Camera and Photographic Supply Stores
- 658 Toy, Hobby, Novelty and Souvenir Stores
6581 Toy and Hobby Stores
6582 Gift, Novelty and Souvenir Stores
- 659 Other Retail Stores
6591 Second-Hand Merchandise Stores n.e.c.
6592 Opticians' Shops
6593 Art Galleries and Artists' Supply Stores
6594 Luggage and Leather Goods Stores
6595 Monument and Tombstone Dealers
6596 Pet Stores
6597 Coin and Stamp Dealers

- 6598 Mobile Home Dealers
6599 Other Retail Stores n.e.c.

Major Group 69 — Non-Store Retail Industries

- 691 Vending Machine Operators
6911 Vending Machine Operators
- 692 Direct Sellers
6921 Direct Sellers

DIVISION K — FINANCE AND INSURANCE INDUSTRIES

Major Group 70 — Deposit Accepting Intermediary Industries

- 701 Central Bank
7011 Central Bank
- 702 Chartered Banks and Other Banking-Type Intermediaries
7021 Chartered Banks
7029 Other Banking-Type Intermediaries
- 703 Trust Companies
7031 Trust Companies
- 704 Deposit Accepting Mortgage Companies
7041 Deposit Accepting Mortgage Companies (Except Co-operatives)
7042 Co-operative Mortgage Companies
- 705 Credit Unions
7051 Local Credit Unions
7052 Central Credit Unions
- 709 Other Deposit Accepting Intermediaries
7099 Other Deposit Accepting Intermediaries

Major Group 71 — Consumer and Business Financing Intermediary Industries

- 711 Consumer Loan Companies
7111 Consumer Loan Companies
- 712 Business Financing Companies
7121 Sales Finance Companies
7122 Credit Card Companies
7123 Factoring Companies
7124 Financial Leasing Companies
7125 Venture Capital Companies

LIST OF DIVISIONS, MAJOR GROUPS, GROUPS AND CLASSES

- 7129 Other Business Financing Companies
- Major Group 72 — Investment Intermediary Industries**
- 721 Portfolio Investment Intermediaries
 7211 Investment (Mutual) Funds
 7212 Retirement Savings Funds
 7213 Segregated Funds
 7214 Investment Companies
 7215 Holding Companies
- 722 Mortgage Companies
 7221 Mortgage Investment Companies
 7222 Real Estate Investment Trusts
 7229 Other Mortgage Companies
- 729 Other Investment Intermediaries
 7291 Trusteed Pension Funds
 7292 Estate, Trust and Agency Funds
 7299 Other Investment Intermediaries n.e.c.
- Major Group 73 — Insurance Industries**
- 731 Life Insurers
 7311 Life Insurers
- 732 Deposit Insurers
 7321 Deposit Insurers
- 733 Property and Casualty Insurers
 7331 Health Insurers
 7339 Other Property and Casualty Insurers
- Major Group 74 — Other Financial Intermediary Industries**
- 741 Security Brokers and Dealers
 7411 Investment Dealers
 7412 Stock Brokers
 7413 Commodity Brokers
- 742 Mortgage Brokers
 7421 Mortgage Brokers
- 743 Security and Commodity Exchanges
 7431 Stock Exchanges
 7432 Commodity Exchanges
- 749 Other Financial Intermediaries n.e.c.
 7499 Other Financial Intermediaries n.e.c.

DIVISION L — REAL ESTATE OPERATOR AND INSURANCE AGENT INDUSTRIES

- Major Group 75 — Real Estate Operator Industries (Except Developers)**
- 751 Operators of Buildings and Dwellings
 7511 Operators of Residential Buildings and Dwellings
 7512 Operators of Non-Residential Buildings
- 759 Other Real Estate Operators
 7599 Other Real Estate Operators
- Major Group 76 — Insurance and Real Estate Agent Industries**
- 761 Insurance and Real Estate Agencies
 7611 Insurance and Real Estate Agencies

DIVISION M — BUSINESS SERVICE INDUSTRIES

- Major Group 77 — Business Service Industries**
- 771 Employment Agencies and Personnel Suppliers
 7711 Employment Agencies
 7712 Personnel Suppliers
- 772 Computer and Related Services
 7721 Computer Services
 7722 Computer Equipment Maintenance and Repair
- 773 Accounting and Bookkeeping Services
 7731 Offices of Chartered and Certified Accountants
 7739 Other Accounting and Bookkeeping Services
- 774 Advertising Services
 7741 Advertising Agencies
 7742 Media Representatives
 7743 Outdoor Display and Billboard Advertising
 7749 Other Advertising Services
- 775 Architectural, Engineering and Other Scientific and Technical Services
 7751 Offices of Architects
 7752 Offices of Engineers
 7759 Other Scientific and Technical Services
- 776 Offices of Lawyers and Notaries
 7761 Offices of Lawyers and Notaries

LIST OF DIVISIONS, MAJOR GROUPS, GROUPS AND CLASSES

777 Management Consulting Services
7771 Management Consulting Services

779 Other Business Services
7791 Security and Investigation Services
7792 Credit Bureau Services
7793 Collection Agencies
7794 Customs Brokers
7795 Telephone Answering Services
7796 Duplicating Services
7799 Other Business Services n.e.c.

DIVISION N — GOVERNMENT SERVICE INDUSTRIES**Major Group 81 — Federal Government Service Industries**

811 Defence Services
8111 Defence Services

812 Protective Services
8121 Courts of Law
8122 Correctional Services
8123 Police Services
8125 Regulatory Services
8129 Other Protective Services

813 Labour, Employment and Immigration Services
8131 Labour and Employment Services
8132 Immigration Services
8139 Other Labour, Employment and Immigration Services

814 Foreign Affairs and International Assistance
8141 Foreign Affairs
8142 International Assistance

815 General Administrative Services
8151 Executive and Legislative Administration
8152 Finance and Economic Administration
8153 Taxation Administration
8154 Intergovernmental Affairs Administration
8159 Other General Administrative Services

816 Human Resource Administration
8161 Health Administration
8162 Social Service Administration
8163 Education Administration
8164 Recreation and Culture Administration

817 Economic Services Administration
8171 Transportation and Communication Administration
8172 Resource Conservation and Industrial Development Administration
8173 Environment Administration
8174 Housing Administration
8175 Regional Planning and Development Administration
8176 Research Administration

Major Group 82 — Provincial and Territorial Government Service Industries

822 Protective Services
8221 Courts of Law
8222 Correctional Services
8223 Police Services
8224 Firefighting Services
8225 Regulatory Services
8229 Other Protective Services

823 Labour and Employment Services
8231 Labour and Employment Services

825 General Administrative Services
8251 Executive and Legislative Administration
8252 Finance and Economic Administration
8253 Taxation Administration
8254 Intergovernmental Affairs Administration
8259 Other General Administrative Services

826 Human Resource Administration
8261 Health Administration
8262 Social Service Administration
8263 Education Administration
8264 Recreation and Culture Administration

827 Economic Services Administration
8271 Transportation and Communication Administration
8272 Resource Conservation and Industrial Development Administration
8273 Environment Administration
8274 Housing Administration
8275 Regional Planning and Development Administration
8276 Research Administration

12-35

LIST OF DIVISIONS, MAJOR GROUPS, GROUPS AND CLASSES

Major Group 83 — Local Government Service Industries

- 832 Protective Services
 - 8321 Courts of Law
 - 8322 Correctional Services
 - 8323 Police Services
 - 8324 Firefighting Services
 - 8325 Regulatory Services
 - 8329 Other Protective Services
- 835 General Administrative Services
 - 8351 Executive and Legislative Administration
 - 8352 Finance and Economic Administration
 - 8353 Taxation Administration
 - 8354 Intergovernmental Affairs Administration
 - 8359 Other General Administrative Services
- 836 Human Resource Administration
 - 8361 Health Administration
 - 8362 Social Service Administration
 - 8363 Education Administration
 - 8364 Recreation and Culture Administration
- 837 Economic Services Administration
 - 8371 Transportation Administration
 - 8372 Resource Conservation and Industrial Development Administration
 - 8373 Environment Administration
 - 8374 Housing Administration
 - 8375 Regional Planning and Development Administration

Major Group 84 — International and Other Extra-Territorial Government Service Industries

- 841 International and Other Extra-Territorial Agencies
 - 8411 International and Other Extra-Territorial Agencies

DIVISION O — EDUCATIONAL SERVICE INDUSTRIES

Major Group 85 — Educational Service Industries

- 851 Elementary and Secondary Education
 - 8511 Elementary and Secondary Education
- 852 Post-Secondary Non-University Education
 - 8521 Post-Secondary Non-University Education

- 853 University Education
 - 8531 University Education
- 854 Library Services
 - 8541 Library Services
- 855 Museums and Archives
 - 8551 Museums and Archives
- 859 Other Educational Services
 - 8599 Other Educational Services

DIVISION P — HEALTH AND SOCIAL SERVICE INDUSTRIES

Major Group 86 — Health and Social Service Industries

- 861 Hospitals
 - 8611 General Hospitals
 - 8612 Rehabilitation Hospitals
 - 8613 Extended Care Hospitals
 - 8614 Mental (Psychiatric) Hospitals
 - 8615 Addiction Hospitals
 - 8616 Nursing Stations and Outpost Hospitals
 - 8617 Children's (Paediatric) Hospitals
 - 8619 Other Specialty Hospitals
- 862 Other Institutional Health and Social Services
 - 8621 Homes for Personal and Nursing Care
 - 8622 Homes for Physically Handicapped and/or Disabled
 - 8623 Homes for Mentally Retarded
 - 8624 Homes for Mentally Handicapped and/or Disabled
 - 8625 Homes for Emotionally Disturbed Children
 - 8626 Homes for Alcohol/Drug Addicts
 - 8627 Homes for Children in Need of Protection
 - 8628 Homes for Single Mothers
 - 8629 Other Institutional Health and Social Services n.e.c.
- 863 Non-Institutional Health Services
 - 8631 Ambulance Services
 - 8632 Drug Addiction and Alcoholism Treatment Clinics
 - 8633 Health Rehabilitation Clinics
 - 8634 Home Care Services (Including Home Nursing)
 - 8635 Public Health Clinics/Community Health Centres
 - 8639 Other Non-Institutional Health Services
- 864 Non-Institutional Social Services
 - 8641 Child Day-Care and Nursery School Services

LIST OF DIVISIONS, MAJOR GROUPS, GROUPS AND CLASSES

- 8642 Child Welfare Services
- 8643 Family Planning Services
- 8644 Sheltered Workshops
- 8645 Home-Maker Services
- 8646 Meal Services (Non-Commercial)
- 8647 Social Rehabilitation Services
- 8648 Crisis Intervention
- 8649 Other Non-Institutional Social Services
- 865 Offices of Physicians, Surgeons and Dentists, Private Practice
 - 8651 Offices of Physicians, General Practice
 - 8652 Offices of Physicians and Surgeons, Specialists
 - 8653 Offices of Dentists, General Practice
 - 8654 Offices of Dentists, Specialists
- 866 Offices of Other Health Practitioners
 - 8661 Offices of Chiropractors and Osteopaths
 - 8662 Offices of Nurses, Registered
 - 8663 Offices of Nurses, Practical
 - 8664 Offices of Nutritionists/Dietitians
 - 8665 Offices of Physiotherapists/Occupational Therapists
 - 8666 Offices of Optometrists
 - 8667 Offices of Podiatrists and Chiropodists
 - 8668 Offices of Denturists
 - 8669 Offices of Other Health Practitioners
- 867 Offices of Social Services Practitioners
 - 8671 Offices of Psychologists
 - 8672 Offices of Social Workers
 - 8679 Offices of Other Social Service Practitioners
- 868 Medical and Other Health Laboratories
 - 8681 Medical Laboratories
 - 8682 Radiological Laboratories
 - 8683 Combined Medical and Radiological Laboratories
 - 8684 Public Health Laboratories
 - 8685 Blood Bank Laboratories
 - 8689 Other Health Laboratories
- 869 Health and Social Service Associations and Agencies
 - 8691 Health Care and Public Safety Promotion Associations and Agencies
 - 8692 Health Care Standards Agencies
 - 8693 Health Care Research Agencies
 - 8694 Social Service Planning and Advocacy Agencies
 - 8699 Other Health and Social Service Associations and Agencies

DIVISION Q — ACCOMMODATION, FOOD AND BEVERAGE SERVICE INDUSTRIES

Major Group 91 — Accommodation Service Industries

- 911 Hotels, Motels and Tourist Courts
 - 9111 Hotels and Motor Hotels
 - 9112 Motels
 - 9113 Tourist Courts and Cabins
 - 9114 Guest Houses and Tourist Homes
- 912 Lodging Houses and Residential Clubs
 - 9121 Lodging Houses and Residential Clubs
- 913 Camping Grounds and Travel Trailer Parks
 - 9131 Camping Grounds and Travel Trailer Parks
- 914 Recreation and Vacation Camps
 - 9141 Outfitters (Hunting and Fishing Camps)
 - 9149 Other Recreation and Vacation Camps

Major Group 92 — Food and Beverage Service Industries

- 921 Food Services
 - 9211 Restaurants, Licensed
 - 9212 Restaurants, Unlicensed (Including Drive-Ins)
 - 9213 Take-Out Food Services
 - 9214 Caterers
- 922 Taverns, Bars and Night Clubs
 - 9221 Taverns, Bars and Night Clubs

DIVISION R — OTHER SERVICE INDUSTRIES

Major Group 96 — Amusement and Recreational Service Industries

- 961 Motion Picture, Audio and Video Production and Distribution
 - 9611 Motion Picture and Video Production
 - 9612 Motion Picture and Video Distribution
 - 9613 Motion Picture Laboratories and Video Production Facilities
 - 9614 Sound Recording Services
 - 9619 Other Motion Picture Audio and Video Services
- 962 Motion Picture Exhibition
 - 9621 Regular Motion Picture Theatres

LIST OF DIVISIONS, MAJOR GROUPS, GROUPS AND CLASSES

- 9622 Outdoor Motion Picture Theatres
9629 Other Motion Picture Exhibition
- 963 Theatrical and Other Staged Entertainment Services
9631 Entertainment Production Companies and Artists
9639 Other Theatrical and Staged Entertainment Services
- 964 Commercial Spectator Sports
9641 Professional Sports Clubs
9642 Professional Athletes and Promoters on Own Account
9643 Horse Race Tracks
9644 Other Race Tracks
- 965 Sports and Recreation Clubs and Services
9651 Golf Courses
9652 Curling Clubs
9653 Skiing Facilities
9654 Boat Rentals and Marinas
9659 Other Sports and Recreation Clubs
- 966 Gambling Operations
9661 Gambling Operations
- 969 Other Amusement and Recreational Services
9691 Bowling Alleys and Billiard Parlours
9692 Amusement Park, Carnival and Circus Operations
9693 Dance Halls, Studios and Schools
9694 Coin-Operated Amusement Services
9695 Roller Skating Facilities
9696 Botanical and Zoological Gardens
9699 Other Amusement and Recreational Services n.e.c.
- Major Group 97 — Personal and Household Service Industries**
- 971 Barber and Beauty Shops
9711 Barber Shops
9712 Beauty Shops
9713 Combination Barber and Beauty Shops
- 972 Laundries and Cleaners
9721 Power Laundries and/or Dry Cleaners
9722 Distributors and/or Agents for Dry Cleaners
9723 Self-Serve Laundries and/or Dry Cleaners
9724 Valet Services, Pressing and/or Repair
9725 Linen Supply
9726 Carpet Cleaning
9729 Other Laundry and Dry Cleaning Services
- 973 Funeral Services
9731 Funeral Homes
- 9732 Cemeteries and Crematoria
- 974 Private Households
9741 Private Households
- 979 Other Personal and Household Services
9791 Shoe Repair
9792 Fur Cleaning, Repair and Storage
9799 Other Personal and Household Services n.e.c.
- Major Group 98 — Membership Organization Industries**
- 981 Religious Organizations
9811 Religious Organizations
- 982 Business Associations
9821 Business Associations
- 983 Professional Membership Associations
9831 Professional Health and Social Service Membership Associations
9839 Other Professional Membership Associations
- 984 Labour Organizations
9841 Labour Organizations
- 985 Political Organizations
9851 Political Organizations
- 986 Civic and Fraternal Organizations
9861 Civic and Fraternal Organizations
- Major Group 99 — Other Service Industries**
- 991 Machinery and Equipment Rental and Leasing Services
9911 Industrial Machinery and Equipment Rental and Leasing
9912 Audio-Visual Equipment Rental and Leasing
9913 Office Furniture and Machinery Rental and Leasing
9919 Other Machinery and Equipment Rental and Leasing
- 992 Automobile and Truck Rental and Leasing Services
9921 Automobile and Truck Rental and Leasing Services
- 993 Photographers
9931 Photographers
- 994 Other Repair Services
9941 Electric Motor Repair
9942 Welding
9949 Other Repair Services n.e.c.

12-38

LIST OF DIVISIONS, MAJOR GROUPS, GROUPS AND CLASSES

- 995 Services to Buildings and Dwellings
 - 9951 Disinfecting and Exterminating Services
 - 9952 Window Cleaning Services
 - 9953 Janitorial Services
 - 9959 Other Services to Buildings and Dwellings
- 996 Travel Services
 - 9961 Ticket and Travel Agencies
 - 9962 Tour Wholesalers and Operators
- 999 Other Services n.e.c.
 - 9991 Parking Lots and Parking Garages
 - 9999 Other Services n.e.c.